

Caldera


# PrimeCenter

**Save valuable time on prepress**



*- Created by Caldera. Inspired by Zünd. -*





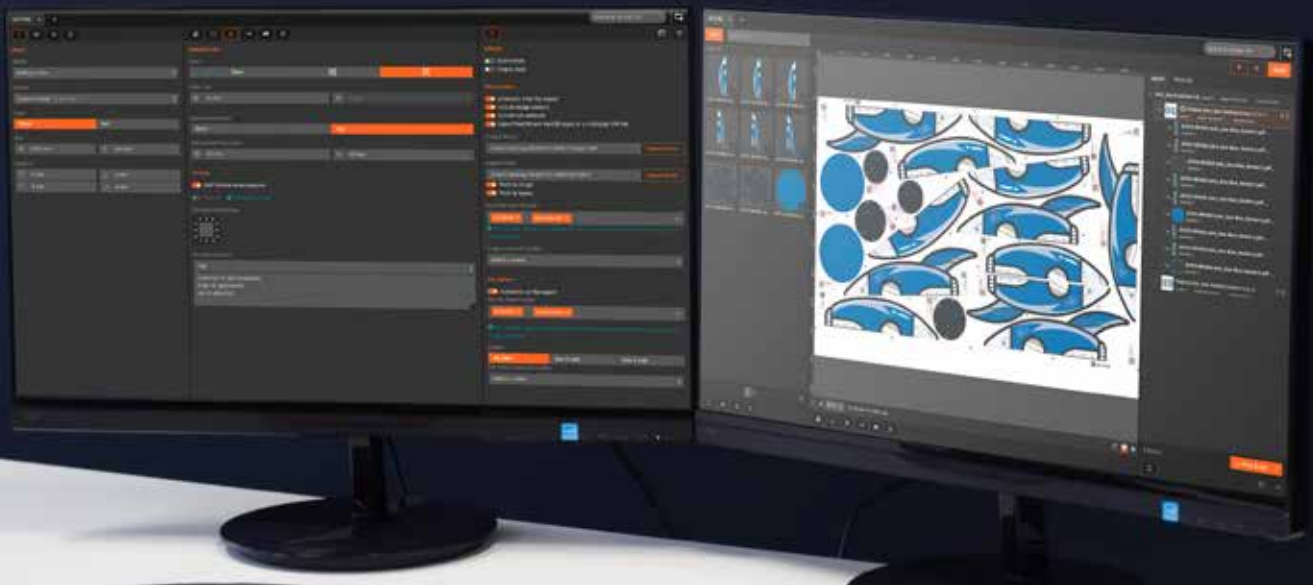
Caldera

# PrimeCenter



## INTRODUCING CALDERA'S PREPRESS SOFTWARE

PrimeCenter helps prepress operators optimize **job preparation** for digital printing and cutting.



## A MORE EFFICIENT PRODUCTION STARTS AT THE PREPRESS STAGE

Jobs are first submitted to PrimeCenter, either manually, or automatically from a web shop or ERP software.

At this stage, prepress operators can thoroughly prepare their files with a wide range of advanced options— **media parameters, preflighting, cut contours, print bleed, margins, nesting, cutter registration marks, annotations, double-sided printing**, and more.



Once the files are ready, send ready-to-print and ready-to-cut files to your RIP software to streamline your entire production.

**“Our customers love PrimeCenter— it’s the missing piece between our prepress workflow solutions and their RIPs and the ideal tool to optimize nesting automatically while preparing cutting operations. Powerful, fast and fully customizable, PrimeCenter is perfect for digital printers who wish to optimize their media usage and fleet of printers.”**

**Hervé Schwertz, Co-manager and Sales Director — Pixel Tech**

## Create ready-to-print and ready-to-cut files in no time

Whatever the application, save time by creating custom recipes to prepare, check and fix all your files. From preflighting, cut contours and registration marks to nesting, grommets and double-sided printing, PrimeCenter is the tool to generate ready-to-produce files.



## Reduce media waste

Based on cutting-edge technologies, PrimeCenter’s rectangular and true-shape Nesting achieves the best possible layouts to make the most out of your valuable media and reduce your production costs.



## Automate your workflow to save time and avoid errors

Whether you need to automate parts or the entirety of your production, PrimeCenter is up to the task. Our prepress solution is available in 3 packages providing different automation levels according to your needs.



## Setup an efficient workflow from prepress to production

Being compatible with web shops, RIP software and ERP/MIS solutions makes PrimeCenter a valuable tool for print operations of all sizes. Automate repetitive tasks to save time and increase operator productivity.

## Prepare your files for all print & cut applications



Banners and posters



Stickers

POS



Soft signage

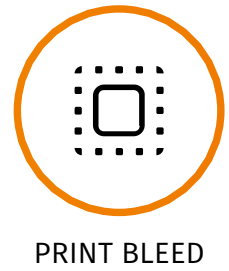
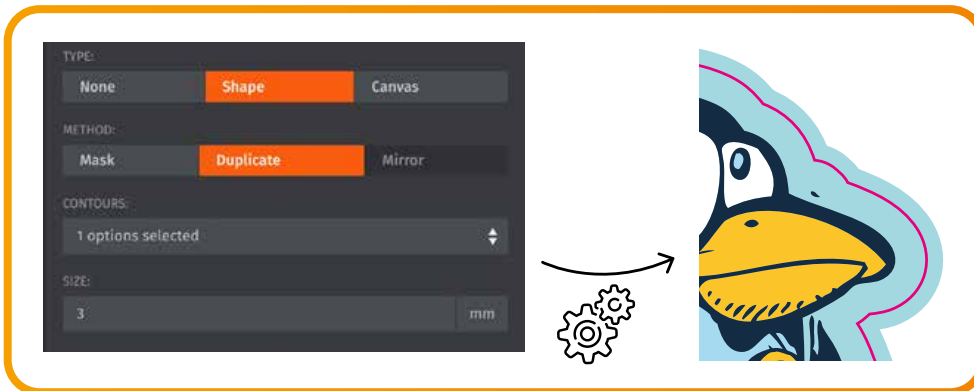
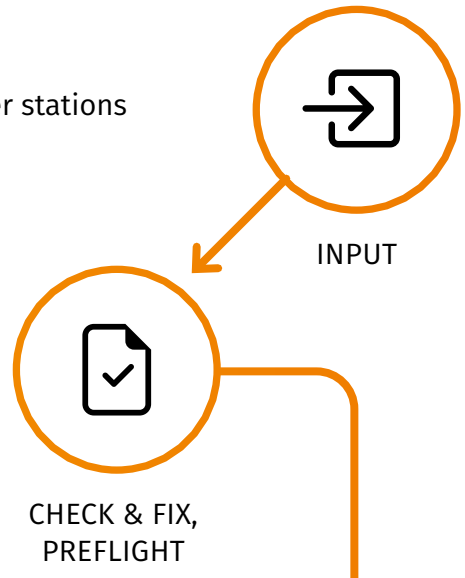
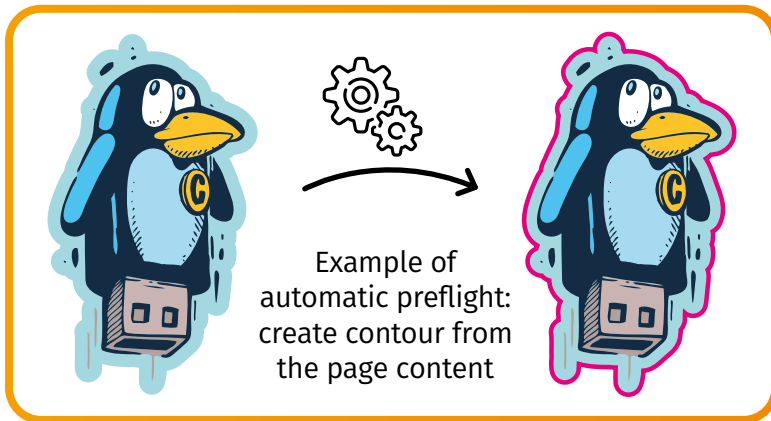


Apparel

# CREATE YOUR OWN RECIPES

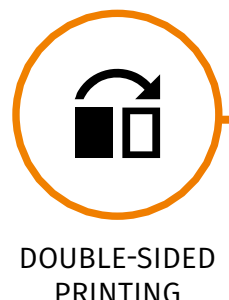
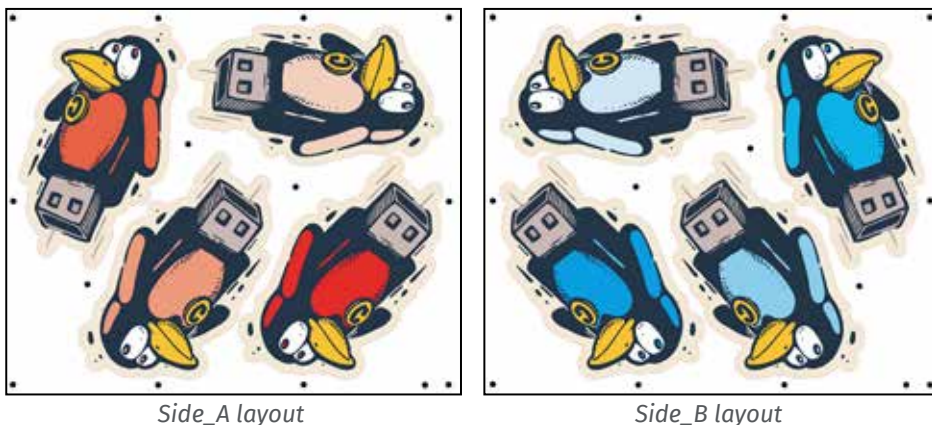
In PrimeCenter, a recipe is a combination of settings that you can apply to your files to automate file preparation. Create your own recipes from scratch, save and reuse them as many times as necessary to save even more time at the prepress stage.

- Create, save and reuse customized recipes
- Run several recipes at the same time
- Duplicate and export your recipes to use on other PrimeCenter stations



## Prepare your double-sided files


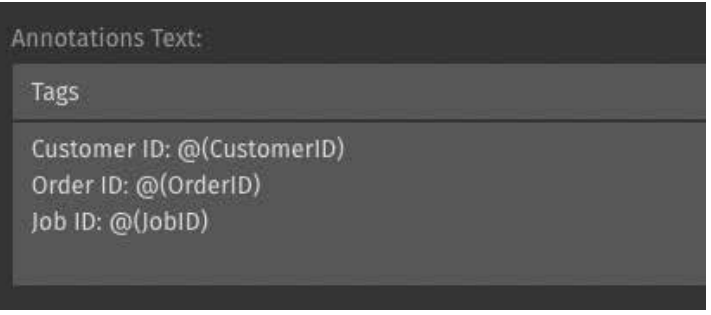
When preparing double-sided banners or stickers, PrimeCenter automatically generates Side B and places the margins and cutting marks correctly to save time and reduce manual errors. Double-sided printing has never been easier, both for rectangular and non-rectangular shapes. You can also prepare double-sided files with different designs on each side.







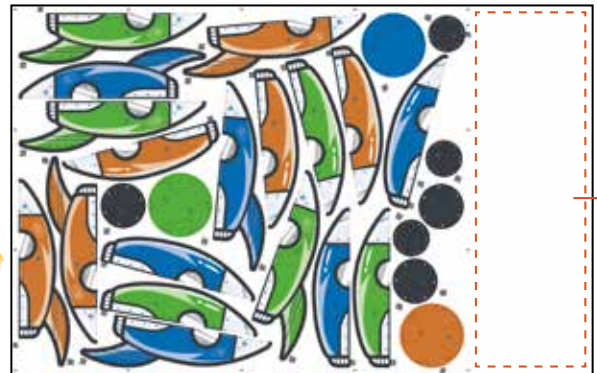
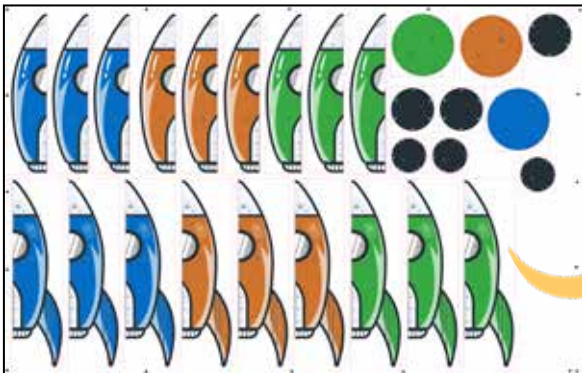
ANNOTATIONS



NESTING

### Generate perfect layouts

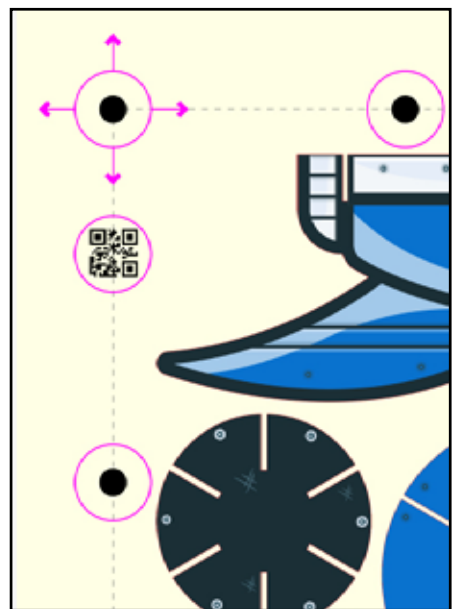
PrimeCenter's nesting engine beats every manual nesting and achieves the best possible layouts— for both rectangular and more complex shapes. Generate perfectly optimized layouts to save time and reduce media waste, for a more profitable and sustainable production.



SAVED SPACE



CUTTING



OUTPUT

# AUTOMATE YOUR PRODUCTION WITH METADATA

Metadata refers to all the information included within the job file— order number, customer’s name, order date, number of copies, printer, or media type. Use PrimeCenter to prepare your print & cut files, leverage metadata to save time organizing and filtering your files— and automate other production steps such as finishing and delivery.

## Upload job information in PrimeCenter using XML job tickets

To push the automation to the next level, web shops and ERP solutions can also send XML job tickets containing various metadata to PrimeCenter. Once your layouts are done, XML job tickets are exported with the layout information from PrimeCenter to be processed later by third-party applications, such as RIP and workflow solutions.

The screenshot shows the 'ROCKET SHELF' website with a navigation bar containing 'PRODUCTS', 'E-SHOP', 'ABOUT US', and 'MY ACCOUNT'. The main content area is titled 'ORDER YOUR ROCKET SHELF' and 'Customize your rocket'. It features a 'Pick a color' section with a color picker, a 'Size' dropdown set to '14', a 'Number' input set to '2', and a '1600 mm' size selection. Below this are two product options: 'Rocket 1' (1500 mm, 1 copy) and 'Rocket 2' (1500 mm, 2 copies). A central image shows a blue rocket. To the right is a 'Contact information' form with fields for First Name (John), Last Name (Doe), Address (42 moulinos street), City (CalderaCity), Phone (0636565656), and Email (john.doe@caldera.com). A 'City' dropdown is also present. A 'SEND MY ORDER' button is at the bottom right.

This is a webshop example. Webshops are not included in PrimeCenter packages.

OR



Job ticket



Design file



JD1515-BR1600-John\_Doe-Blue\_Rocket-2.pdf

Extract properties from file name:

jobid x - orderid x - customerid x - jobName x - copies x - anyText x

Properties:

X 0.00 mm Y 0.00 mm

W 100 % H 100 %

0.00

Quantity:

2

Contours:

CutContour

Customer ID:

John-Doe

Order ID:

JD1515

Job ID:

BR1600

Job name:

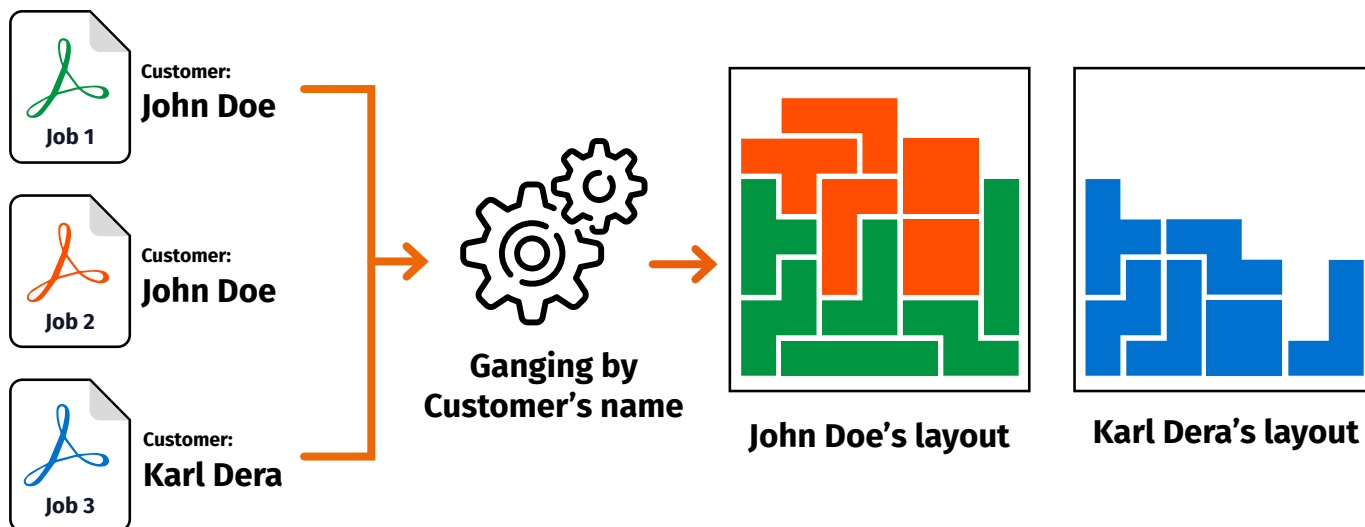
Blue\_Rocket

Gang name:

Comments:


## Group orders automatically to save time on production

Ganging refers to the process of grouping together jobs based on specific metadata (for example, media type or customer's name). If you submit 3 multi-page PDF files from 2 separate customers, PrimeCenter can use the files' metadata (here, the customer's name) to queue the files in separate nests and streamline the finishing and delivery. Save time by letting PrimeCenter sort out your files!



## Automate output file-naming to ease finishing and delivery

Ease job identification and link prepress to production with coherent file naming. When exporting both print and cut files from PrimeCenter, the layouts you created can be automatically renamed by using the metadata of your choice (customer's name, date, ganging metadata...).



Flatbed-John\_Doe-Folding Carton-1.pdf

## Queue your recipes to save time


Once your recipes are configured, manage them from the **recipe queue** interface and let PrimeCenter run them automatically while you focus on other tasks. Available for PrimeCenter Pro & Max\*.



\*PrimeCenter Pro can run an unlimited number of **semi-automatic recipes**. In addition, PrimeCenter Max can run up to 10 **fully automatic recipes** simultaneously.

# ANNUAL SUBSCRIPTION PLANS

	Basic	Pro	Max
<b>AUTOMATION</b>			
Manual Import & Export	✓	✓	✓
Auto Import (input hotfolders)		✓	✓
Auto Export (output hotfolders)			✓
Apply Recipe	Manual	Auto	Auto
User interface	1	1	3
<b>HELPDESK</b>			
Access to FAQ and ticket submission	✓	✓	✓
Access to dashboard and SLA*		✓	✓
<b>FEATURES</b>			
Rectangular and True-Shape Nesting	✓	✓	✓
Canvas and True-Shape print bleed	✓	✓	✓
Generate Cut Contour	✓	✓	✓
Manual check & fix of input files	✓	✓	✓
Split & re-nest	✓	✓	✓
Grommets	✓	✓	✓
Color under marks	✓	✓	✓
Crop page to design/PDF boxes	✓	✓	✓
Generate crop marks	✓	✓	✓
Trimbox with padding	✓	✓	✓
Annotations (texts, barcode 39, optical code)	✓	✓	✓
Mirroring/Orientation	✓	✓	✓
Extended cut mark options	✓	✓	✓
Ready to print/cut PDF files	✓	✓	✓
Check & fix of output files		✓	✓
Global hotfolder (extract properties from filename)		✓	✓
Recipe queue		✓	✓
Tear-off annotations		✓	✓
Ganging		✓	✓
Extract metadata from filename		✓	✓
Custom output naming		✓	✓
Automatic check & fix of input files		✓	✓
XML job ticket			✓
Global hotfolder (extract properties from XML)			✓
Automatic export of PDF and cut files			✓



## Compatibilities

Supported file formats: **PDF, EPS, TIFF, JPEG, PNG, PS & AI**

Compatible with any RIP software and any cutter controller supporting PDF

Full integration with CalderaRIP & Zünd Cut Center



Windows 10



macOS Catalina



Linux

\*Service Level Agreement (2h/4h/8h response times depending on the severity of the issue)